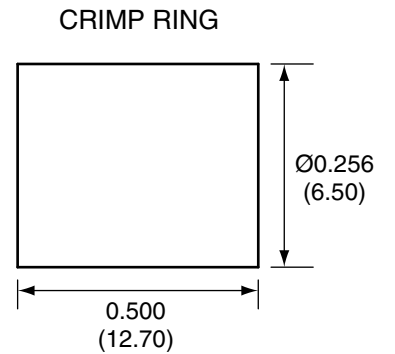
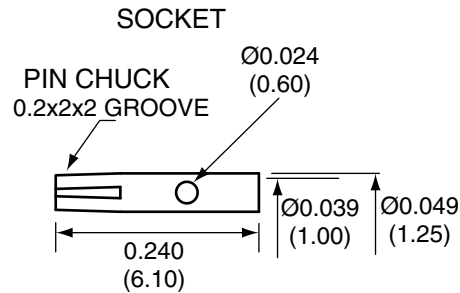
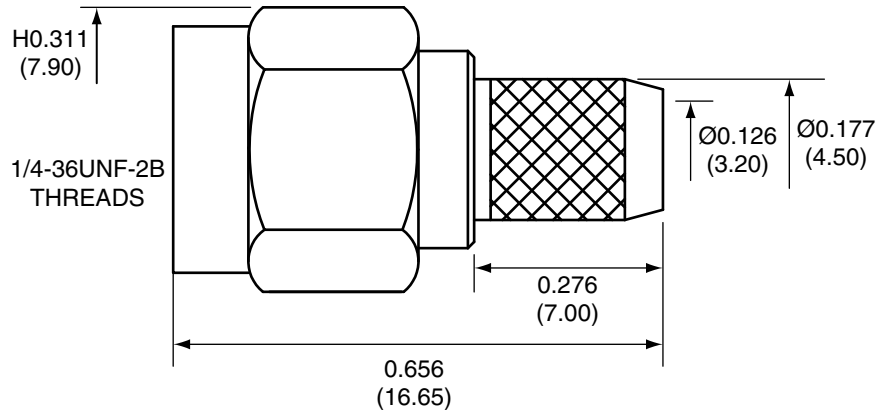
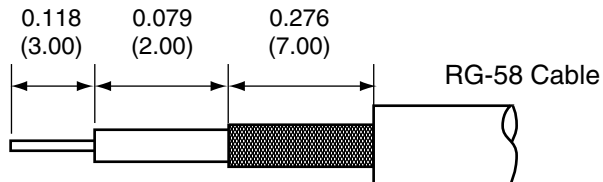


1		
Description	Material	Finish
Body	Brass	Nickel
Socket	BE CU	Gold
Insulation	Teflon	Teflon
Washer	PH Bronze	Gold
Gasket	SI Rubber	Rubber
Crimp Ring	Brass	Nickel

SIDE VIEW



RECOMMENDED CABLE STRIPPING DIMENSIONS



CONREV SMA007-R58 ASSEMBLY INSTRUCTIONS

1. Solder the socket to the center conductor.
2. Insert the socket, center conductor, and insulator into the body until the top of the socket is even with the white insulation in the body.
3. Wrap the braid around the tail of the body and crimp the ring with a hex crimp tool.

Title RP-SMA MALE CABLE END CRIMP FOR RG58 CABLE		CONNECTOR CITY 159 ORT LANE MERLIN, OR 97532 PH (541)-471-6256 FAX (541)-471-6251	
Part No. CONREV SMA007-R58	Revision: 1.0	Date: 6/1/2006	Sheet 1 of 1
Dimensions: INCHES (mm)			

CONNECTOR CITY
THE VALUE OF CONNECTIONS